

# Directions




# CENTRAL HEALTH HAND THERAPY PMC



0207404 6343 [www.central-health.com](http://www.central-health.com)

[reception@central-health.com](mailto:reception@central-health.com)

## NEAREST TUBE

- St John's Wood Tube Station 12 mins 
- Baker Street Tube Station 17 mins 
- edgware Road Tube Station 19 mins 

## NEAREST BUSES

- Edgware to Marble Arch 113 
- Waterloo to Golders Green 139 
- North Finchley to Victoria 13 
- Brent Cross to Marble Arch 46 

## DIRECTIONS

Central Health Hand Therapy Unit is based at the Platinum Medical Centre on Lodge Road, in St John's Wood. It can be found at the Park Road end of Lodge Road, on the left hand side of the road after you have crossed the railway bridge. If you report to reception they can direct you to the Hand Therapy Unit.

## NEAREST TRAIN STATION

- Marylebone Train Station 16 mins 

## PARKING

- There is no parking available for clients on site
- There is lots of meter parking on the streets around the clinic
- There is also a multistorey carpark on Kingsmill Terrace.